



the gpa

Department:  
Government Pensions Administration Agency  
REPUBLIC OF SOUTH AFRICA

## SBD 3.1 PRICING SCHEDULE FOR FURNITURE SPECIFICATION (FIRM PRICES)

Name of Bidder:

Closing Date: 13 December 2023

### 1. EXECUTIVE OFFICES

WALNUT VENEER

TOP THICKNESS THROUGHOUT: 32mm TOP WITH 50mm SOLID EDGING

ITEM	DESCRIPTION	IMAGE	QTY	UNIT PRICE EXCL VAT	TOTAL
1	<p><b>A.</b> DESK WITH HALF INLAY FINISH: WALLNUT VENEER WITH MATT BLACKMELAMINE INLAY 2100mm(W) x 900mm(D) x 730mm(H)</p> <p><b>B.</b> QUARTER LINK CURVED BASE (RHS/LHS) FINISH: WALLNUT VENEER WITH MATT BLACKMELAMINE SIDE PANELS 800mm(W) x 650mm(D) x 730mm(H)</p> <p><b>C.</b> QUARTER LINK CURVED BASE (LHS/RHS) FINISH: WALLNUT VENEER WITH MATT BLACKMELAMINE SIDE PANELS 800mm(W) x 600mm(D) x 730mm(H)5</p> <p><b>D.</b> ROLLER DOOR PEDENZA LHS INCLUDING 2x ADJUSTABLE INTERNAL SHELVES INCLUDING LOCKABLE 1x PEN &amp; PENCIL DRAWER, 2x STANDARD DRAWERS, 1x DEEP FILING DRAWERFINISH: WALLNUT VENEER 1250mm(W) x 650mm(D) x 730mm(H) (LHS)</p>		01	R	R



the gpa

Department:  
Government Pensions Administration Agency  
REPUBLIC OF SOUTH AFRICA

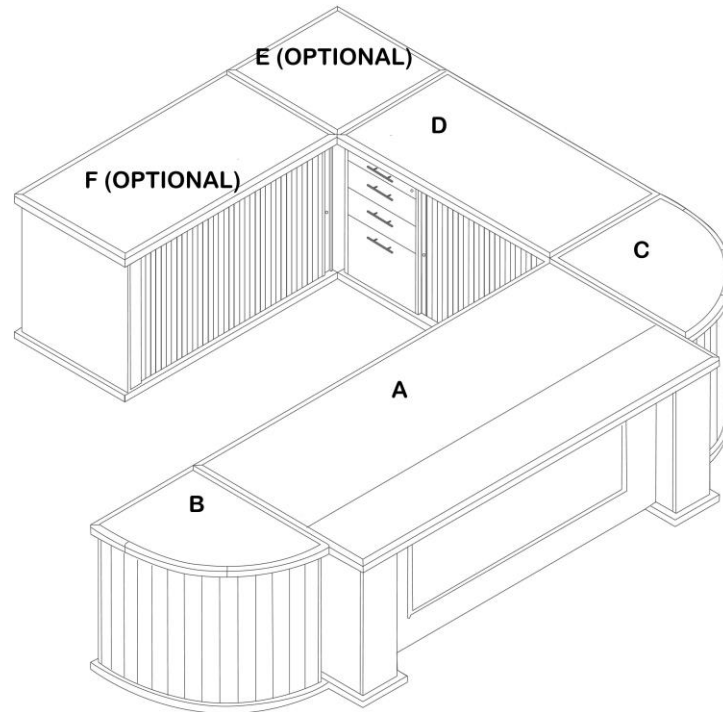
**E. OPTIONAL: CORNER**  
TABLEFINISH:  
WALLNUT VENEER  
650mm(W) x 650mm(D) x 730mm(H)



**F. OPTIONAL: ROLLER DOOR CREDENZA**  
LHS / RHS WITH X 2 INTERNAL  
ADJUSTABLE SHELVES FINISH: WALLNUT  
VENEER  
1250mm(W) x 650mm(D) x 730mm(H)

**G. WALL UNIT WITH 2 HINGED SOLID**  
DOOR BASE WITH 2 ADJUSTABLE  
SHELVES & 2 HINGED FRAMED GLASS  
DOORS WITH 2 ADJUSTABLE SHELVES  
FINISH: WALLNUT VENEER & 4MM FLOAT  
GLASS 900(W) x 360mm(D) x 1900mm(H)




**H. IRONMONGERY:**



- ALL DOOR HINGES AND DRAWER BALL BEARING RUNNERS TO BE SOFT-CLOSING
- WALL UNIT DOOR HANDLES TO BE ANTIQUE BRASS - 160mm – CORNICE HANDLES
- DRAWER HANDLES TO BE ANTIQUE BRASS – 160mm – CORNICE HANDLES
- DRAWERS TO HAVE CENTRAL BODY LOCK
- WALL UNIT DOORS TO HAVE NICKEL PLATED LOCKS




2	<p><b>A. LOCKABLE ROLLER SHUTTER DOOR SYSTEM CUPBOARD WITH x3 ADJUSTABLE SHELVES</b>  <b>FINISH: WALLNUT VENEER</b>  <b>1200mm(W) X 450mm(D) X 1500mm(H)</b></p>		01	R	R
3	<p><b>A. EXECUTIVE HIGBACK CHAIR</b>  <b>FINISH: BLACK RIBBED BONDED GENUINE LEATHER</b>  <b>TYPE: CLASSIC EAMES REPRO HIGH BACK</b></p> <p><b>B. FEATURES:</b></p> <ul style="list-style-type: none"> <li>- TORTION TILT MECHANISM</li> <li>- STABILIZING BAR SWIVEL (360-DEGREE ROTATION), FULLY ADJUSTABLE HEIGHT AND KNEE TILT WITH TENSIONER KNOB.</li> <li>- HIGH QUALITY PYRAMID CHROME BASE WITH BLACK CAPPED COVERED NYLON WHEELS - SLIP RESISTANT ON MOST FLOORS AND CARPETS</li> </ul>		01	R	R

	<ul style="list-style-type: none"> <li>- CHROME ARMS WITH PROTECTIVE ARM SLEEVES WITH ZIP</li> <li>- PNEUMATIC FINGERTIP CONTROLLED GAS-LIFT HEIGHT ADJUSTMENT</li> <li>- MAX RECOMMENDED WEIGHT: 130KG</li> </ul>				
4	<p><b>A. EXECUTIVE VISITORS CHAIR</b> FINISH: BLACK RIBBED BONDED GENUINE LEATHER TYPE: CLASSIC VISITORS REPRO CHAIR</p> <p><b>B. FEATURES</b></p> <ul style="list-style-type: none"> <li>- CHROME ARMS WITH PROTECTIVE ARM SLEEVES WITH ZIP</li> <li>- LUMBAR SUPPORT OFFICE CHAIR</li> <li>- RUST RESISTANT CHROME STEEL FRAME WITH NYLON STOPPERS FOR BALANCING</li> </ul>		01	R	R

5	<p><b>A. EXECUTIVE MODERN COAT STAND</b>          FINISH: POWDER COATED STEEL WITH ASH          TIMBER ENDS          550mm(W) X 550mm(D) X 1750mm(H)</p>		01	R	R
6	<p><b>A. EXECUTIVE 2 TIER PAPER TRAY</b>          FINISH: BLACK POWDER COATED TRI PUNCHED          TRAYS</p>		01	R	R
7	<p><b>EXECUTIVE WASTE BIN</b>          FINISH: BLACK POWDER COATED TRI PUNCHED          240mm(W) x 300mm(H)</p>		01	R	R

<p><b>8.1</b></p>	<p><b>A. EXECUTIVE 2-SEATER SOFA <u>TYPE 1</u></b> FINISH: VINTAGE FULL GRAIN LEATHER WITH A POLISHED STAINLESS-STEEL FRAME</p> <p><b>B. FEATURES</b></p> <ul style="list-style-type: none"> <li>- 1660mm(W) x 870mm(D) x 755mm(H)</li> <li>- SEAT HEIGHT: 490mm</li> <li>- FRAME COLOUR: GOLD</li> <li>- LEATHER COLOUR: BROWN</li> </ul>		<p><b>01</b></p>	<p><b>R</b></p>	<p><b>R</b></p>
<p><b>8.2</b></p>	<p><b>A. EXECUTIVE CHAIR <u>TYPE 1</u></b> FINISH: VINTAGE FULL GRAIN LEATHER WITH A POLISHED STAINLESS STEEL FRAME</p> <p><b>B. FEATURES</b></p> <ul style="list-style-type: none"> <li>- 690mm(W) x 790mm(D) x 755mm(H)</li> <li>- SEAT HEIGHT: 500mm</li> <li>- FRAME COLOUR: GOLD</li> <li>- LEATHER COLOUR: BROWN</li> </ul>		<p><b>01</b></p>	<p><b>R</b></p>	<p><b>R</b></p>

					
--	--	--	--	--	--





<p><b>8.3</b></p>	<p><b>A. EXECUTIVE 2-SEATER SOFA <u>TYPE 2</u></b>          FINISH: VINTAGE FULL GRAIN LEATHER WITH A POWDER COATED STEEL FRAME</p> <p><b>B. FEATURES</b></p> <ul style="list-style-type: none"> <li>- 1950mm(W) x 900mm(D) x 770mm(H)</li> <li>- SEAT HEIGHT: 460mm</li> <li>- FRAME COLOUR: BLACK</li> <li>- LEATHER COLOUR: TAN</li> </ul>		<p>01</p>	<p>R</p>	<p>R</p>
<p><b>8.4</b></p>	<p><b>A. EXECUTIVE CHAIR <u>TYPE 2</u></b>          FINISH: VINTAGE FULL GRAIN LEATHER WITH HARDWOOD OAK FINISH</p> <p><b>B. FEATURES</b></p> <ul style="list-style-type: none"> <li>- 680mm(W) x 985mm(D) x 700mm(H)</li> <li>- SEAT HEIGHT: 415mm</li> <li>- FRAME COLOUR: OAK WOOD</li> <li>- LEATHER COLOUR: TAN</li> </ul>		<p>01</p>	<p>R</p>	<p>R</p>







<p><b>8.5</b></p>	<p><b>A. EXECUTIVE 2-SEATER SOFA <u>TYPE 3</u></b> FINISH: VINTAGE FULL GRAIN LEATHER WITH A HARDWOOD FRAME</p> <p><b>B. FEATURES</b></p> <ul style="list-style-type: none"> <li>- 2235mm(W) x 915mm(D) x 760mm(H)</li> <li>- SEAT HEIGHT: 460mm</li> <li>- FRAME COLOUR: HARDWOOD</li> <li>- LEATHER COLOUR: TAN</li> </ul>	 <p>2235 mm</p> <p>760 mm</p> <p>915 mm</p> <p>460 mm</p> <p>615 mm</p>	<p><b>01</b></p>	<p><b>R</b></p>	<p><b>R</b></p>
<p><b>8.6</b></p>	<p><b>A. EXECUTIVE CHAIR <u>TYPE 3</u></b> FINISH: VINTAGE FULL GRAIN LEATHER WITH HARDWOOD OAK FINISH</p> <p><b>B. FEATURES</b></p> <ul style="list-style-type: none"> <li>- 680mm(W) x 985mm(D) x 700mm(H)</li> <li>- SEAT HEIGHT: 415mm</li> <li>- FRAME COLOUR: OAK WOOD</li> <li>- LEATHER COLOUR: TAN</li> </ul>	 <p>800 mm</p> <p>625 mm</p> <p>665 mm</p> <p>475 mm</p> <p>470 mm</p>	<p><b>01</b></p>	<p><b>R</b></p>	<p><b>R</b></p>





<p>9.1</p>	<p><b>A. EXECUTIVE HERON ROUND NEST COFFEE TABLES <u>TYPE 1</u></b> FINISH: BLACK POWDER COATED STEEL FRAMES</p> <p><b>B. FEATURES</b></p> <ul style="list-style-type: none"> <li>- LRG 900mm(W) x 900mm(D) x 430mm(H)</li> <li>- 8mm TOUGHENED GLASS TOP</li> <li>- SML 750mm(W) x 750mm(D) x 400mm(H)</li> <li>- RED OAK TIMBER TOP</li> </ul>		<p>01</p>	<p>R</p>	<p>R</p>
<p>9.2</p>	<p><b>A. EXECUTIVE KENAN COFFEE TABLES <u>TYPE 2</u></b> FINISH: BRASS</p> <p><b>B. FEATURES</b></p> <ul style="list-style-type: none"> <li>- 900mm(W) x 900mm(D) x 460mm(H)</li> <li>- 22mm MARBLE TOP</li> </ul>		<p>01</p>	<p>R</p>	<p>R</p>

<p><b>10</b></p>	<p><b>A. EXECUTIVE SMALL SIDE TABLE</b> FINISH: TREATED AND PAINTED STEEL BAR WITH BRASS FINISH</p> <p><b>B. FEATURES</b></p> <ul style="list-style-type: none"> <li>- 490mm(W) x 510mm(H)</li> <li>- 6mm GLASS TOP</li> </ul>		<p><b>01</b></p>	<p><b>R</b></p>	<p><b>R</b></p>
<p><b>11</b></p>	<p><b>A. EXECUTIVE MEETING TABLE</b> FINISH: SOLID OAK</p> <p><b>B. FEATURES</b></p> <ul style="list-style-type: none"> <li>- 1300mm(W) x 1300mm(D) x 760mm(H)</li> </ul>		<p><b>01</b></p>	<p><b>R</b></p>	<p><b>R</b></p>

<p>12</p>	<p><b>B. EXECUTIVE MEETING CHAIR</b>          FINISH: TAN RIBBED BONDED LEATHER          TYPE: CLASSIC VISITORS REPRO CHAIR</p> <p><b>C. FEATURES</b></p> <ul style="list-style-type: none"> <li>- TORTION TILT MECHANISM</li> <li>- STABILIZING BAR SWIVEL (360-DEGREE ROTATION), FULLY ADJUSTABLE HEIGHT AND KNEE TILT WITH TENSIONER KNOB.</li> <li>- HIGH QUALITY PYRAMID CHROME BASE WITH BLACK CAPPED COVERED NYLON WHEELS - SLIP RESISTANT ON MOST FLOORS AND CARPETS</li> <li>- CHROME ARMS WITH PROTECTIVE ARM SLEEVES WITH ZIP</li> </ul>		<p>01</p>	<p>R</p>	<p>R</p>
<p>13</p>	<p><b>A. EXECUTIVE FLOOR RUG</b>          FINISH: VELVET CUT-PILE RUG WITH ANGULAR DESIGN</p> <p><b>B. FEATURES</b></p> <ul style="list-style-type: none"> <li>- 1600mm(W) x 2300mm(D)</li> </ul>		<p>01</p>	<p>R</p>	<p>R</p>


<p><b>14</b></p>	<p><b>A.</b> EXECUTIVE FLOOR LAMP <u>x1</u>  FINISH: WOODEN LEGS WITH MATERIAL SCREEN  450mm(W) x 450mm(D) x 1450mm(H)</p> <p><b>B.</b> EXECUTIVE SIDEBOARD LAMP <u>x2</u>  FINISH: WHITE ALUMINIUM  125mm(W) x 700mm(D) x 483mm(H)</p> <p><b>C.</b> EXECUTIVE DESK LAMP <u>x1</u>  FINISH: WHITE ALUMINIUM  125mm(W) x 700mm(D) x 483mm(H)</p>		<p><b>01</b></p>	<p><b>R</b></p>	<p><b>R</b></p>
<p><b>15</b></p>	<p><b>A.</b> EXECUTIVE SIDEBOARD  FINISH: SOLID AOK, VENEER AND POWDERCOATED STEEL  COLOUR: OILED FINISH – EBONY &amp; SADLEWOOD GREY  1687mm(W) x 400mm(D) x 772mm(H)</p>		<p><b>01</b></p>	<p><b>R</b></p>	<p><b>R</b></p>



16	<p><b>A. EXECUTIVE MIRROR <u>TYPE 1</u></b>  FINISH: POWDERCOATED STEEL  COLOUR: BLACK  1200mm(W) x 25mm(D)</p> <p><b>B. EXECUTIVE MIRROR <u>TYPE 2</u></b>  FINISH: POWDERCOATED STEEL  COLOUR: BLACK  800mm(W) x 50mm(D) x 800mm(H)</p>		01	R	R
17	<p><b>A. EXECUTIVE POTPLANT <u>TYPE 1</u></b>  FINISH: PATTERNED CERAMIC  COLOUR: WHITE  250mm(W) x 250mm(D) x 350mm(H)</p> <p><b>B. EXECUTIVE POTPLANT <u>TYPE 2</u></b>  FINISH: PATTERNED CERAMIC  COLOUR: BLACK &amp; WHITE  400mm(W) x 400mm(D) x 400mm(H)</p> <p><b>C. EXECUTIVE POTPLANT <u>TYPE 3</u></b>  FINISH: TEXTURED CONCRETE  COLOUR: LIGHT GRAY  500(W) x 500mm (D) x 650mm(H)</p>		01	R	R
<b>SUB-TOTAL (1. EXECUTIVE OFFICES) VAT EXCL</b>				R	





## 2. WORKSTATIONS & RECEPTIONS

WALLNUT VENEER  
TOP THICKNESS THROUGHOUT: 32mm


ITEM	DESCRIPTION		QTY	UNIT PRICE EXCL VAT	TOTAL
1	<p><b>A.</b> 1 BOX LEGGED BEAM DESK WITH FLOATING TOP WITH MODESTY PANEL FINISH: WALLNUT VENEER WITH WHITE MELAMINE 1800mm(W) x 800mm(D) x 740mm(H)</p> <p><b>B.</b> ROLLER SHUTTER DOOR CREDENZA WITH X 2 ADJUSTABLE INTERNAL SHELVES FINISH: WALLNUT VENEER 1200mm(W) x 500mm(D) x 700mm(H)</p> <p><b>C.</b> 3 DRAWER PEDESTAL WITH FLOATING PEN AND PENCIL TRAY &amp; 1 DEEP FILLER DRAWER WITH CENTRAL LOCK FINISH: WALLNUT VENEER AND WHITE MELAMINE</p> <p><b>D. IRONMONGERY:</b></p> <ul style="list-style-type: none"> <li>- ALL DOOR HINGES AND DRAWER BALL BEARING RUNNERS TO BE SOFT-CLOSING</li> <li>- WALL UNIT DOOR HANDLES TO BE ANTIQUE BRASS - 160mm – CORNICE HANDLES</li> <li>- DRAWER HANDLES TO BE ANTIQUE CHROME – 160mm – CORNICE HANDLES</li> </ul>		01	R	R

	<ul style="list-style-type: none"> <li>- DRAWERS TO HAVE CENTRAL BODY LOCK</li> <li>- WALL UNIT DOORS TO HAVE NICKEL PLATED LOCKS</li> </ul>				
2	<p>L-SHAPED WORKSTATION MADE UP AS FOLLOWS:</p> <p>1 X CORE TOP - <b>1600 X 1600 X 600 X 600mm,</b></p> <p>1 X EXTENSION TOP – 600 X 600mm (ABOVE DRAWER UNIT) FINISH: <b>WALNUT</b></p> <p>1 X 3-DRAWER DESK HIGH PEDESTAL – 400mm(W) X 500mm(D) X 700mm(H) WITH PEN &amp; PENCIL TRAY AND DEEP FILER – LOCKABLE (WHITE WITH WALNUT DRAWER COVERS )</p> <p>MODESTY PANEL IN <b>WHITE MELAMINE</b></p> <p>2XSTEEL LEGS – 76mm</p> <p>PANEL LEG (400 WIDE)</p> <p>LARGE LINKING PLATES (BRACKETS)</p> <p>CABLE HOLE ON TOP</p>		01		
3	<p><b>A.</b> LOCKABLE ROLLER SHUTTER DOOR SYSTEM CUPBOARD WITH x3 ADJUSTABLE SHELVES FINISH: WALLNUT VENEER</p> <p>1200mm(W) X 450mm(D) X 1500mm(H)</p>		01	R	R

4	<p><b>A. EXECUTIVE PA DESK CHAIR</b>  FINISH: BROWN RIBBED BONDED LEATHER  TYPE: CLASSIC VISITORS REPRO CHAIR</p> <p><b>B. FEATURES</b></p> <ul style="list-style-type: none"> <li>- TORTION TILT MECHANISM</li> <li>- STABILIZING BAR SWIVEL (360-DEGREE ROTATION), FULLY ADJUSTABLE HEIGHT AND KNEE TILT WITH TENSIONER KNOB.</li> <li>- HIGH QUALITY PYRAMID CHROME BASE WITH BLACK CAPPED COVERED NYLON WHEELS - SLIP RESISTANT ON MOST FLOORS AND CARPETS</li> <li>- CHROME ARMS WITH PROTECTIVE ARM SLEEVES WITH ZIP</li> </ul>		01	R	R
---	---	--	----	---	---



<p>5</p>	<p><b>A. EXECUTIVE PA WAITING AREA COUCH</b>          FINISH: DARK GREY POLYESTER          TYPE: 3 SEATER          LEGS: POLISHED STAINLESS STEEL          2050mm(W) x 840mm(D) x 740mm(H)</p> <ul style="list-style-type: none"> <li>- SEAT HEIGHT: 500mm</li> <li>- FRAME COLOUR: GOLD</li> </ul> <p><b>B. EXECUTIVE PA WAITING AREA CHAIRS</b>          FINISH: BLACK VEGAN LEATHER          TYPE: SINGLE SEATER          LEGS: POLISHED STAINLESS STEEL          620mm(W) x 700mm(D) x 760mm(H)</p> <ul style="list-style-type: none"> <li>- SEAT HEIGHT: 500mm</li> <li>- FRAME COLOUR: BRASS</li> </ul>	 	<p>01</p>	<p>R</p>	<p>R</p>
----------	--	---	-----------	----------	----------

					
6	<p><b>C.</b> EXECUTIVE PA WAITING AREA SIDE TABLE  FINISH: POLISHED STEEL WITH BRASS FINISH  WITH 22mm MARBLE TOP  500mm(W) x 500mm(D) x 600mm(H)</p> <p>- FRAME COLOUR: BRASS</p>		01	R	R

7	<p><b>A. EXECUTIVE MODERN COAT STAND</b>          FINISH: POWDER COATED STEEL WITH ASH          TIMBER ENDS          550mm(W) X 550mm(D) X 1750mm(H)</p>		01	R	R
8	<p><b>A. EXECUTIVE WAITING FLOOR RUG</b>          FINISH: VELVET CUT-PILE RUG WITH ANGULAR          DESIGN          2000mm(W) x 3000mm(D)</p>		01	R	R

9	<p><b>A.</b> EXECUTIVE PA 2 TIER PAPER TRAY FINISH: BLACK POWDER COATED TRI PUNCHED TRAYS</p>		01	R	R
10	<p><b>A.</b> EXECUTIVE PA WASTE BIN FINISH: BLACK POWDER COATED TRI PUNCHED 240mm(W) x 300mm(H)</p>		01	R	R
11	<p><b>A.</b> EXECUTIVE PA PAPER CUBER HOLDER FINISH: BLACK POWDER COATED TRI PUNCHED</p> <p><b>B.</b> EXECUTIVE PA PENCIL CUP FINISH: BLACK POWDER COATED TRI PUNCHED</p>		01	R	R




12	<p><b>A. EXECUTIVE WAITING AREA POTPLANT <u>TYPE 1</u></b>          FINISH: PATTERNED CERAMIC          COLOUR: WHITE          250mm(W) x 250mm(D) x 350mm(H)</p> <p><b>B. EXECUTIVE WAITING AREA POTPLANT <u>TYPE 2</u></b>          FINISH: PATTERNED CERAMIC          COLOUR: BLACK &amp; WHITE          400mm(W) x 400mm(D) x 400mm(H)</p> <p><b>C. EXECUTIVE WAITING AREA POTPLANT <u>TYPE 3</u></b>          FINISH: TEXTURED CONCRETE          COLOUR: LIGHT GRAY          500(W) x 500mm (D) x 650mm(H)</p>		01	R	R
13	<p><b>A. EXECUTIVE WAITING AREA BOOKCASE</b>          FINISH: RECLAIMED WOOD - WENGE          1000mm(W) X 400mm(D) X 1855mm(H)</p>		01	R	R
<b>SUB-TOTAL (2. WORKSTATIONS &amp; RECEPTIONS) VAT EXCL</b>					<b>R</b>

### 3. OPEN PLAN OFFICE DESKING SYSTEM

TOP THICKNESS: 22mm MELAMINE

ITEM	DESCRIPTION		QTY	UNIT PRICE EXCL VAT	TOTAL
1	<p><b>A. OPEN PLAN OFFICE <u>TYPE 1</u></b> SLIMLINE STRAIGHT DESK (OWN PEDESTAL), FIXES ONTO SLIMLINE PEDESTAL, INCLUDING WIRE MESH CABLE TRAY. ADJUSTABLE LEVELING FEET 1500mm(W) x 750mm(D) x 722mm(H)</p> <p><b>B. SLIMLINE DUAL B (OWN PEDESTAL 2-WAY), FIXES ONTO SLIMLINE PEDESTAL, INCLUDING WIRE MESH CABLE TRAY. ADJUSTABLE LEVELING FEET</b> 1500mm(W) x 1510mm(D) x 722mm(H)</p> <p><b>C. SLIMLINE PEDESTAL (NO TOP) 2 DRAWER 1 FILER, x2 DRAWERS AND x1 DEEP FILER INCLUDING CENTRAL LOCKING</b> 320mm(W) x 620mm(D) x 700mm(H)</p> <p><b>D. OPEN STORAGE BOXES,</b> FITS ON TOP OF DESK, INCLUDES NON SLIP RUBBER FEET 750mm(W) x 300mm(D) x 360mm(H)</p> <p><b>E. LOCKERS 6 COMPARTMENTS, 22mm TOP AND BOTTOM, FITS LEVER-ARCH FILES WITH 4-DIGIT COMBINATION LOCK. FITS AVERAGE 15-INCH LAPTOP BAG</b> 1510mm(W) x 450mm(D) x 720mm(H)</p>		01	R	R

	<p><b>F. IRONMONGERY:</b></p> <ul style="list-style-type: none"> <li>- ALL DRAWERS TO HAVE ROLLER RUNNERS</li> <li>- DRAWER HANDLES TO BE 160mm STRIPS HANDLES - BLACK</li> <li>- DRAWERS TO HAVE CENTRAL BODY LOCK</li> </ul>				
2	<p><b>A. OPEN PLAN OFFICE FILING CABINET</b> 4 / 3 / 2 DRAWER FILING CABINET WITH CENTRAL LOCK WITH ANTI-TILT MECHANISM FINISH: LIGHT GREY POWDER COATED</p> <p><b>B. 4 DRAWER:</b> 465mm(W) x 620mm(D) x 1300mm(H)</p> <p><b>C. 3 DRAWER:</b> 465mm(W) x 620mm(D) x 975mm(H)</p> <p><b>D. 2 DRAWER:</b> 465mm(W) x 620mm(D) x 650mm(H)</p>		01	R	R

3

**A. OPEN PLAN OFFICE**  
PREMIUM MESH CHAIR WITH 3D SURROUND  
PADDED SEAT CUSHION  
FINISH: BLACK MESH

**B. FEATURES**

- PASSIVE SYNCHRO MECHANISM WITH 5 POSITION LOCK
- GAS HEIGHT ADJUSTMENT.
- 5-STAR BASE WITH HEAVY DUTY DUAL WHEEL CASTERS
- BREATHABLE MESH BACK
- 130KG WEIGHT LIMIT
- ALL FOAM USED ON THE CHAIRS COMPLIES WITH SABS APPROVAL.
- SEAT FOAM: DENSITY 28 – 30 KG/m<sup>3</sup> HARDNESS FACTOR: 10 – 14 KG/m<sup>3</sup>





ADJUSTABLE SEAT HEIGHT FROM 445mm TO 490mm

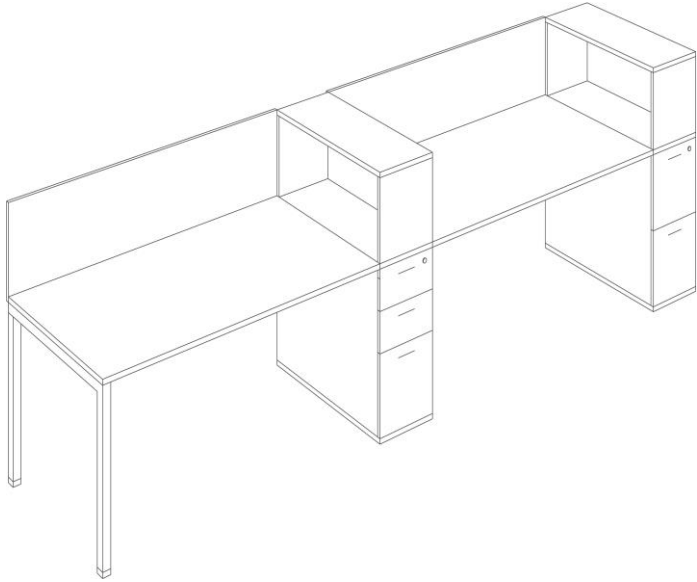




01

R

R

<p>4</p>	<p><b>A.</b> OPEN PLAN OFFICE FILING SERVER FINISH: WHITE 32mm MELAMINE TOP AND SIDES WITH 16mm GREY DOORS 2200mm(W) x 500mm(D) x 9000mm(H)</p> <p><b>B. IRONMONGERY:</b></p> <ul style="list-style-type: none"> <li>- ALL DRAWERS TO HAVE ROLLER RUNNERS</li> <li>- DRAWER HANDLES TO BE 160mm STRIP HANDLES - WHITE</li> <li>- DRAWERS TO HAVE CENTRAL BODY LOCK</li> <li>- HINGED DOORS TO BE LOCKABLE</li> <li>- DOOR HANDLES TO BE 160mm STRIP HANDLES - WHITE</li> </ul>		<p>01</p>	<p>R</p>	<p>R</p>
<p>5</p>	<p><b>A.</b> OPEN PLAN OFFICE WASTE BIN FINISH: ROUND TAPER WASTE BIN - BLACK 240mm(W) x 300mm(H)</p> <p><b>B.</b> OPEN PLAN OFFICE TIER PAPER TRAY FINISH: BLACK</p> <p style="text-align: right;">3</p>		<p>01</p>	<p>R</p>	<p>R</p>

<p>6</p>	<p><b>A.</b> OPEN PLAN OFFICE WORKSTATION TOP <b>TYPE 2</b>          FINISH: FOLKSTONE GREY (GM)          TYPE: 1 BOX LEGGED BEAM DESK WITH FLOATING TOP          1800mm(W) x 800mm(D) x 740mm(H)</p> <p><b>B.</b> FITTED PEDESTAL WITH 3 STANDARD DRAWERS AND TOP LOCK          FINISH: WHITE MELAMINE          420mm(W) x 800mm(D) x 700mm(H)</p> <p><b>C.</b> MODESTY PANEL FOR 1800mm DESK          FINISH: WHITE POWDER COAT STEEL</p> <p><b>D. IRONMONGERY:</b></p> <ul style="list-style-type: none"> <li>- ALL DRAWERS TO HAVE ROLLER RUNNERS</li> <li>- DRAWER HANDLES TO BE 160mm STRIPS HANDLES - WHITE</li> <li>- DRAWERS TO HAVE CENTRAL BODY LOCK</li> </ul>	 	<p>01</p>	<p>R</p>	<p>R</p>
----------	--	---	-----------	----------	----------

7	<p><b>A. OPEN PLAN OFFICE – QUIET BOOTHS</b>  <b>SOUNDPROOF CONVERSATION BOOTHS FOR OPEN AREAS</b>  <b>FINISH: ARRANGEMENT OF COLOURS IN A DURABLE FABRIC FINISH</b>  <b>1400mm(W) x 810mm(D) x 1430mm(H)</b></p> <p><b>B. FEATURES:</b></p> <ul style="list-style-type: none"> <li>- STEEL FRAME POWDER WITH WHITE COAT</li> <li>- HIGH DENSITY FOAM BASE COVERED WITH FABRIC</li> <li>- MEDIUM DENSITY FOAM SEAT COVERED WITH FABRIC</li> <li>- CENTRE TABLE WITH CHARGING STATION WITH DATA ACCESS</li> <li>- TABLE: WHITE VINYL FINISH (COULD BE USED TO WRITE ON)</li> </ul>	 	01	R	R
<b>SUB-TOTAL (3. OPEN PLAN OFFICE DESKING SYSTEM) VAT EXCL</b>				R	


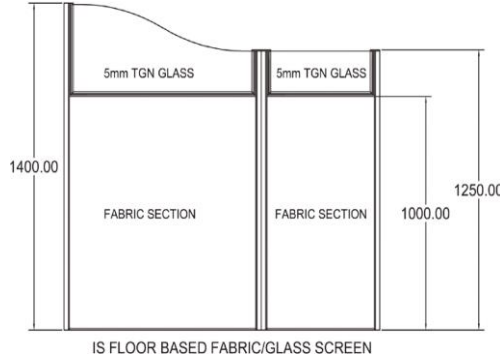


## 4. RETICULATED SCREENING SYSTEM

6mm MDF BOARD (2 x 3mm PANELS)  
 FOAM THICKNESS: 5mm  
 COMPLETE SCREEN THICKNESS: 50 – 80mm DEPENDING ON MANUFACTURER  
 SINGLE EXTRUDED ALUMINIUM FRAME  
 FRAME DEPTH: 38mm  
 TOP COVER STRIP: BLACK PVC  
 BLACK ABS PLASTIC COVERING SCREEN TO SCREEN CONNECTION POINT

RETICULATION: FULLY INTEGRATED BUILT-IN SYSTEM IN SCREEN. THIS SYSTEM MUST BE EQUIPPED WITH SOLID SEPERATION BRACKET (SHELF) LOCATED INSIDE THE RETICULATION SYSTEM SEPERATING POWER CABLING FROM IT CABLING. AN ADDITIONAL CHANNEL MUST BE INSTALLED FOR THE DATA CABLING AS THERE ARE UP TO 16 DATA CABLES TO BE ACCOMMODATED IN EACH RUN

CONNECTOR POLES TO MAKE PROVISION FOR CABLE ACCESS AS WELL



ITEM	DESCRIPTION		QTY	UNIT PRICE EXCL VAT	TOTAL
1	<p><b>A.</b> FREE STANDING FLOOR BASED DOUBLE SIDED RETICULATED ALUMINIUM SCREEN                      1400mm(H) X 1200mm (W)                      FABIC PANEL TO HEIGHT OF 1000mm                      GLASS PANEL 250mm - 400mm HIGH ABOVE FABRIC PANEL                      RETICULATION AT FLOOR LEVEL                      UPHOLSTERED IN WW STRATA: 471-02</p> <p><b>B.</b> UNIVERSAL 2/3/4-WAY CONNECTOR POLE FOR VARIOUS ANGLES JOINING OF SCREENS                      1400mm(H)</p> <p><b>C.</b> ADDITIONAL BRACKETS, LINKING PLATES, WALL STARTERS ETC REQUIRED TO COMPLETE THE SCREEN INSTALLATION</p>	 	01	R	R



2	<p>PLUG-SETS (INDICATED AS CC ON PLAN): 1 DEDICATED SOCKET – WIRED, 2 X NORMAL SOCKET – WIRED, 1 X 2-PIN EURO PLUG, 2 X VOICE / DATA SOCKETS WITH FACE PLATES – NOT WIRED.</p> <p>SUPPLIER TO INSTALL THESE PLUGSETS AND TO CONNECT TO THE POWER SKIRTING. ENSURE THAT ELECTRICAL CABLES ARE LONG ENOUGH TO REACH EACH DESK.</p>	N O I M A G E	01	R	R
3	<p>PLUG-SETS 1 X NORMAL SOCKET – WIRED, SUPPLIER TO INSTALL THESE PLUGSETS AND TO CONNECT TO THE POWER SKIRTING. ENSURE THAT ELECTRICAL CABLES ARE LONG ENOUGH TO REACH EACH DESK.</p>	N O I M A G E	01	R	R
<b>SUB-TOTAL (4. RETICULATED SCREENING SYSTEM) VAT EXCL</b>				<b>R</b>	


## 5. MEETING ROOMS

TOP THICKNESS THROUGHOUT: 32mm  
LEGS AND VERTICAL PANELS:  
FLAT EDGE

ITEM	DESCRIPTION		QTY	UNIT PRICE EXCL VAT	TOTAL
1	<p><b>A. EXECUTIVE BOARDROOM <u>TYPE 1</u></b>  <b>8-10 SEATER</b> RECTANGULAR OR OVAL            CONSERVATIVELY STYLED TABLE WITH ACCESSIBLE            BOX BASE AND ACCESS DOOR FOR FULL            RETICULATION AND CENTRAL INLAY            FINISH: WALLNUT VENEER WITH LEATHER INLAY            2400mm(W) x 1200mm(D) x 730mm(H)</p>		01	R	R



2	<p><b>A. EXECUTIVE BOARDROOM <u>TYPE 2</u></b>  <b>16-20 SEATER</b> OVAL CONSERVATIVELY STYLED TABLE WITH ACCESSIBLE BOX BASE AND ACCESS DOOR FOR FULL RETICULATION AND CENTRAL INLAY  FINISH: WALLNUT VENEER WITH LEATHER INLAY  6300mm(W) x 2200mm(D) x 730mm(H)</p>		01	R	R
3	<p><b>A. EXECUTIVE BOARDROOM <u>TYPE 3</u></b>  <b>24+ SEATER</b> RECTANGULAR OR OVAL MODULAR PANEL LEG TABLES WITH ADJUSTABLE FEET CONSERVATIVELY STYLED TABLE WITH ACCESSIBLE BOX BASE AND ACCESS DOOR FOR FULL RETICULATION  FINISH: WALLNUT VENEER  7700mm(W) x 3400mm(D) x 730mm(H)</p> <p><b>B. INDIVIDUAL UNITS:</b>  1800mm(W) x 800mm(D) x 730mm(H)</p> <p><b>C. QUARTER LINK CURVED</b>  800mm(W) x 800mm(D) x 730mm(H)</p>		01	R	R


4	<p><b>A. EXECUTIVE BOARDROOM <u>TYPE 4</u></b>  <b>4-6 SEATER</b> MODERN BOARDROOM TABLE WITH A-FRAME EPOXY COATED BASE AND THE OPTION OF NATURAL VENEER OR LAMINATE TOPS  FINISH: WALNUT VENEER WITH BLACK POWDER COATED STEEL FRAME  1800mm(W) x 1000mm(D) x 730mm(H)</p>		01	R	R
5	<p><b>A. EXECUTIVE HIGBACK BOARDROOM CHAIR</b>  FINISH: BLACK RIBBED BONDED GENUINE LEATHER  TYPE: CLASSIC EAMES REPRO HIGH BACK</p> <p><b>B. FEATURES:</b></p> <ul style="list-style-type: none"> <li>- TORTION TILT MECHANISM</li> <li>- STABILIZING BAR SWIVEL (360-DEGREE ROTATION), FULLY ADJUSTABLE HEIGHT AND KNEE TILT WITH TENSIONER KNOB.</li> <li>- HIGH QUALITY PYRAMID CHROME BASE WITH BLACK CAPPED COVERED NYLON WHEELS - SLIP RESISTANT ON MOST FLOORS AND CARPETS</li> <li>- CHROME ARMS WITH PROTECTIVE ARM SLEEVES WITH ZIP</li> <li>- PNEUMATIC FINGERTIP CONTROLLED GAS-LIFT HEIGHT ADJUSTMENT</li> </ul>		01	R	R




<p>6</p>	<p><b>A. EXECUTIVE BOARDROOM SIDEBOARD</b>          FINISH: SOLID AOK, WALNUT VENEER AND POWDERCOATED STEEL          COLOUR: OILED FINISH – EBONY &amp; SADLEWOOD GREY          1947mm(W) x 460mm(D) x 820mm(H)</p>		<p>01</p>	<p>R</p>	<p>R</p>
<p>7</p>	<p><b>A. EXECUTIVE BOARDROOM 65" 4K QLED PICTURE FRAME WALLMOUNTED TV</b>          FINISH: BLACK FRAME</p>	 <p>*TV not included</p>	<p>01</p>	<p>R</p>	<p>R</p>



8	<p><b>A. EXECUTIVE BOARDROOM VIDEO CONFERENCE ALL-IN-ONE 1080P VIDEO CONFERENCING SYSTEM WITH WIRED MICS</b></p>		01	R	R
---	--	---	----	---	---



9	<p><b>A. EXECUTIVE BOARDROOM INTERACTIVE SMART WHITEBOARD</b> 1994mm(W) x 1355mm(D) x 160mm(H)</p>		01	R	R
10	<p><b>A. GENERAL MEETING ROOMS <u>TYPE 1</u></b> <b>10 – 12 SEATER</b> MODERN BOARDROOM TABLE WITH POWDER COATED STEEL FRAME BASE AND THE OPTION OF NATURAL VENEER OR LAMINATE TOPS FINISH: WHITE MELAMINE WITH DARK GREY POWDER COATED STEEL FRAME 3200mm(W) x 1800mm(D) x 730mm(H)</p> <p><b>B. FEATURES:</b> ADDITIONAL CENTRAL SUPPORT LEGS WILL BE REQUIRED SHOULD THE FRAME BE LARGER THAN 1800mm (W)</p>		01	R	R

11	<p><b>A. GENERAL MEETING ROOMS <u>TYPE 2</u></b>  <b>6 – 8 SEATER</b> MODERN HIGH MEETING TABLE WITH POWDER COATED STEEL FRAME BASE AND THE OPTION OF NATURAL VENEER OR LAMINATE TOPS  FINISH: WHITE MELAMINE WITH DARK GREY POWDER COATED STEEL FRAME  2200mm(W) x 1000mm(D) x 1000mm(H)</p>		01	R	R
12	<p><b>A. GENERAL MEETING ROOMS <u>TYPE 3</u></b>  <b>2 – 4 SEATER</b> MODERN HIGH MEETING TABLE WITH STAINLESS STEEL FRAME BASE AND THE OPTION OF NATURAL VENEER OR LAMINATE TOPS  FINISH: WHITE MELAMINE  1200mm(W) x 1200mm(D) x 730mm(H)</p>		01	R	R

<p>13</p>	<p><b>A. OPEN PLAN MEETING CHAIR <u>TYPE 1</u></b>          ARMCHAIR ON CASTERS WITH FIXED ARMS          FINISH: BLACK MESH WITH MATERIAL SEAT          (EVERGLADE (EVE))</p> <p><b>B. FEATURES</b></p> <ul style="list-style-type: none"> <li>- STURDY BACKREST WITH MESH</li> <li>- CHROME LEGS</li> <li>- HEAVY DUTY DUAL WHEEL CASTERS</li> <li>- BREATHABLE MESH BACK</li> <li>- 130KG WEIGHT LIMIT</li> </ul>	  <p>Everglade (EVE)</p>	<p>01</p>	<p>R</p>	<p>R</p>
<p>14</p>	<p><b>A. OPEN PLAN MEETING CHAIR <u>TYPE 2</u></b>          HIGH CHAIR WITH BACKREST          FINISH: PATTERNED BALK MOULDED DURABLE          PLASTIC</p> <p><b>B. FEATURES</b></p> <ul style="list-style-type: none"> <li>- CHROME LEGS</li> <li>- 130KG WEIGHT LIMIT</li> </ul>		<p>01</p>	<p>R</p>	<p>R</p>

15	<p><b>A. OPEN PLAN MEETING WHITEBOARD</b>          QUARTET PRESENTATION EASEL, MOBILE,          REVERSIBLE MAGNETIC WHITEBOARD/FLIPCHART,          PRESTIGE 2 MOBILE, GRAPHITE FRAME</p>		01	R	R
16	<p><b>A. OPEN PLAN MEETING SIDEBOARD</b>          SERVER UNIT WITH 4 HINGED DOORS WITH 2          ADJUSTABLE SHELVES          FINISH: WHITE MELAMINE WITH HEIGHT          ADJUSTABLE CHROME LEGS WITH CHROME          HANDLES          1600mm(W) X 450mm(D) X 900mm(H)</p>		01	R	R
<b>SUB-TOTAL (5. MEETING ROOMS) VAT EXCL</b>				R	

## 6.CHILL / DINING AREA - STAFF

ITEM	DESCRIPTION	QTY	UNIT PRICE EXCL VAT	TOTAL
1	<p>ROUND CANTEEN TABLE – 900mm(DIA) X 742mm(H)AS SHOWN</p> <ul style="list-style-type: none"> <li>• Stable and sturdy</li> <li>• Hard-wearing laminate top</li> <li>• Flat frame</li> </ul> <p>Round table with hard-wearing top, bow-shaped frame of flat oval tubes and adjustable feet. Table surface colour: Walnut Table stand: Grey</p>	01	R	R





2	<p><b>A. CANTEEN CHAIR AS SHOWN</b>          Seat and back seat shell made from reinforced polypropylene</p> <ul style="list-style-type: none"> <li>• Durable Ribbed back for extra strength</li> <li>• Polished 1.8mm gauge thick tubular stacking frame</li> <li>• High stacking capacity for easy storage</li> <li>• Strength tested for strength &amp; safety</li> <li>• Colours- Orange, Beige and Green</li> </ul>		01	R	R
---	--	--	----	---	---

3	<p><b>A. FLAMINGO CHAIRS</b>100% ALUMINIUM, THE SEATS JOINTS ARE WELDED AND NOT SCREWED, THIS CHAIR IS SUITABLE FOR OUTDOORS</p>		01	R	R
4	<p><b>A. DIABLO HIGH TABLE</b> 600mm(DIA) X 1100mm(H)</p> <p><b>B. FEATURES:</b> ALUMINIUM POLE WITH CAST ALUMINIUM BASE. STAINLESS STEEL IS MOULDED OVER SUPER WOOD TOP, THERE IS NO EDGING AROUND TABLE.</p>		01	R	R
5	<p><b>A. LARGE WASTE BIN:</b> STEEL, POWDER COATED IN SILVER WITH FUNNEL TOP, AND PLASTIC LINER 340mm(DIA) X 600mm(H)</p>		01	R	R



6	<p><b>A. DOUBLE SEATER COUCH</b>          FINISH: FINISH: ARRANGEMENT OF COLOURS IN A DURABLE FABRIC FINISH WITH POWDER COATED STEEL FRAME          1400mm(W) x 810mm(D) x 1000mm(H)</p>		01	R	R
	<p><b>B. SINGLE SEATER COUCH</b>          FINISH: FINISH: ARRANGEMENT OF COLOURS IN A DURABLE FABRIC FINISH WITH POWDER COATED STEEL FRAME          810mm(W) x 810mm(D) x 1000mm(H)</p>		01	R	R
	<p><b>C. SQUARE OTTOMAN</b>          FINISH: FINISH: ARRANGEMENT OF COLOURS IN A DURABLE FABRIC FINISH WITH POWDER COATED STEEL FRAME          810mm(W) x 810mm(D) x 450mm(H)</p>		01	R	R
	<p><b>D. ROTARY SHAPED SEAT</b>          FINISH: ARRANGEMENT OF COLOURS IN A DURABLE FABRIC          630mm(W) x 630mm(D) x 430mm(H)</p>		01	R	R




	<p><b>E. OVAL SHAPED SEAT</b> FINISH: ARRANGEMENT OF COLOURS IN A DURABLE FABRIC 630mm(W) x 340mm(D) x 430mm(H)</p> <p><b>F. ROUND SHAPED SEAT</b> FINISH: ARRANGEMENT OF COLOURS IN A DURABLE FABRIC 630mm(W) x 630mm(D) x 430mm(H)</p>		<p>01</p> <p>01</p>	<p>R</p> <p>R</p>	<p>R</p> <p>R</p>
7	<p><b>UPRIGHT FRIDGES</b></p> <ul style="list-style-type: none"> <li>• 7 SAFETY GLASS HEIGHT ADJUSTABLE SHELVES</li> <li>• BOTTOM FREEZER</li> <li>• MINIMUM ENERGY EFFICIENCY CLASS OF A+</li> </ul> <p>DIMENSIONS: 1750mm (H) x 600mm (W) x 650mm (D); FRIDGE CAPACITY: 330 litres net; CASTORS FRONT AND BACK; COLOUR: METALLIC. 100 % CFC/HFC free.</p>		01	R	R

8	<b>Metallic Bar Fridges</b> <b>CAPACITY: 93L</b> <ul style="list-style-type: none"> <li>• <b>Total Gross Capacity: 125L</b></li> <li>• <b>ENERGY EFFICIENCY CLASS OF A+</b></li> <li>• <b>WARRANTY 2 YEARS</b></li> <li>• <b>ADJUSTABLE LEVELING FEET</b></li> </ul>	 <p>Picture for demonstration purposes only.</p>	01	R	R
9	<b>MICROWAVES</b> <ul style="list-style-type: none"> <li>• <b>DIMENSIONS: (W X H X D) mm</b> Interior: 357 x 225 x 378 Exterior: 505 x 291 x 370</li> <li>• <b>CAPACITY: 30 litres</b></li> <li>• <b>5 POWER LEVELS</b></li> <li>• <b>LED Display</b></li> <li>• <b>KEYPAD OPERATOR</b></li> <li>• <b>POWER OUTPUT: 900w</b></li> <li>• <b>COLOUR: SILVER METALLIC</b></li> </ul>	 <p>Picture for demonstration purposes only.</p>	R	R	R
<b>SUB-TOTAL (6. CHILL / DINING AREA) VAT EXCL</b>				<b>R</b>	



## 7. EXECUTIVE DINING



ITEM	DESCRIPTION		QTY	UNIT PRICE EXCL VAT	TOTAL
1	<p><b>A. 4 SEATER ROUND DINING TABLE <u>TYPE 1</u></b>                      FINISH: WALNUT VENEER BASE AND GLASS TABLE TOP                      630mm(W) x 630mm(D) x 760mm(H)</p>		01	R	R
2	<p><b>A. 6-8 SEATER DINING TABLE <u>TYPE 2</u></b>                      FINISH: SOLID OAK BASE AND GLASS TABLE TOP                      2400mm(W) x 1100mm(D) x 760mm(H)</p>		01	R	R

3	<p><b>A. EXECUTIVE DINING CHAIR <u>TYPE 1</u></b>          FINISH: MILANO MOCA LEATHER WITH SOLID WOOD TIMBER FRAME          610mm(W) x 650mm(D) x 880mm(H)          SEAT HIGHT: 450mm</p>		01	R	R
4	<p><b>A. EXECUTIVE DINING CHAIR <u>TYPE 2</u></b>          FINISH: DARK GREY MATERIAL WITH BALCK POWDER COATED STEEL FRAME          460mm(W) x 350mm(D) x 820mm(H)          SEAT HIGHT: 450mm</p>		01	R	R








5	<p><b>A. EXECUTIVE DINING SIDEBOARD</b>          FINISH: COMBINATION OF SOLID OAK &amp; WALNUT,          WITH WALNUT VENEER AND DOOR PANLES WITH          GLASS. STEEL FRAME BLACK POWDER COATED          1947mm(W) x 460mm(D) x 820mm(H)</p>		01	R	R
6	<p><b>A. EXECUTIVE DINING 3 TIER TEA TROLLEY</b>          FINISH: BLACK POWDER COATED          950mm(W) x 570mm(D) x 910mm(H)</p>		01	R	R



7	<p><b>A. EXECUTIVE DINING WALLMOUNTED MIRROR</b>  <b>FINISH: HARDWOOD</b>  810mm(W) x 150mm(D) x 810mm(H)</p>		01	R	R
8	<p><b>A. EXECUTIVE DINING DECORATIVE VASES</b>  <b>FINISH: VARIES</b></p>		01	R	R





9	<p><b>A. EXECUTIVE DINING LOUNGE</b>  <b>KOBI LEATHER CORNER COUCH</b>  <b>FINISH: VINTAGE LEATHER</b>  <b>2900mm(W) x 2900mm(D) x 800mm(H)</b>  <b>SEAT HEIGHT 450mm</b></p>		01	R	R	
10	<p><b>A. EXECUTIVE DINING LOUNGE</b>  <b>HARPER OCCASIONAL CHAIR</b>  <b>FINISH: DURABLE FABRIC CREAM</b>  <b>940mm(W) x 860mm(D) x 870mm(H)</b>  <b>SEAT HEIGHT 450mm</b></p>		01	R	R	
11	<p><b>A. EXECUTIVE DINING LOUNGE</b>  <b>PARKER COFFEE TABLE</b>  <b>FINISH: SOLID WOOD WITH A HERRING BONE PATTERN</b>  <b>1400mm(W) x 700mm(D) x 450mm(H)</b></p>		01	R	R	
<b>SUB-TOTAL (7. EXECUTIVE DINING) VAT EXCL</b>					R	

## 8. HIGH DENSITY CABINET SYSTEM

COLOUR: LAMINATE CLADDING IN BLACK  
HANDLE: SILVER HANDLE

ITEM	DESCRIPTION		QTY	UNITPRICE EXCL VAT	TOTAL
1	A. 9-BAY HIGH DENSITY CABINET WITH LAMINATE CLADDING. COLOUR AFRICAN WENGE. LOCKABLE		01	R	R
2	A. 4-BAY HIGH DENSITY CABINET WITH LAMINATE CLADDING. COLOUR AFRICAN WENGE. LOCKABLE		01	R	R

3	<p><b>A. HEAVY DUTY 5 TIER OPEN STEEL SHELVING UNIT WITH CORNER GUSSETS, BACK AND SIDE BRACES, 1910mm(H) x 914mm(W) x 450mm(D)</b></p>		01	R	R
4	<p><b>A. STANDARD 5 TIER OPEN STEEL SHELVING UNIT WITH CORNER GUSSETS, BACK AND SIDE BRACES, 1910mm(H) x 914mm(W) x 450mm(D)</b></p>		01	R	R
<b>SUB-TOTAL (8. HIGH DENSITY CABINET SYSTEM) VAT EXCL</b>					R

## 9.WALK-IN CENTRE AREA – OPEN PLAN AREA + SECURITY OFFICE:

SINGLE FACE BOARD. MELAWOOD WITH WATERPROOF BACKER.


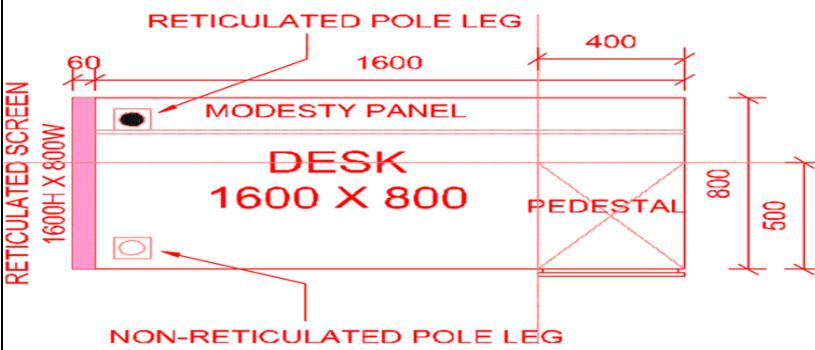
COLOUR: WHITE


TOP THICKNESS: 32mm

FLAT SELFCOLOUR EDGE



HANDLES ON FILING FACILITY: SILVER WHALEBONE



COLOUR OF LEGS: SILVER

ITEM	DESCRIPTION	IMAGE	QTY	UNIT PRICE EXCL VAT	TOTAL
1	<p><b>A. WALK-IN CENTRE DESKS:</b>                      1 X DESK 1600mm x 800mm                      1 X 3-DRAWER DESK HIGH PEDESTAL – 400mm(W)                      X 500mm(D) X 700mm(H) WITH PEN &amp; PENCIL TRAY                      AND DEEP FILER – LOCKABLE                      1 X RETICULATED STEEL LEGS – 76mm                      1 X NON-RETICULATED STEEL LEG – 76mm                      1 X MODESTY PANEL                      CABLE MANAGEMENT TRAY RUNNING BEHIND                      MODESTY PANEL</p>	 	01	R	R

2	<p><b>A. HIGH BACK CHAIR:</b>          TECHNO 800 HIGH BACK CHAIR. BLACK PU FLEXIBLE ARMS. PASSIVE SYNCHRO MECHANISM WITH 5 POSITION LOCK. GAS HEIGHT ADJUSTMENT. 5-STAR CHROME BASE WITH HEAVY DUTY CASTERS          UPHOLSTERY: BACKREST: WW 1811/04 (STRIPED).          SEAT: WW 471/02 (PLAIN BROWN)</p>		01	R	R
3	<p><b>A. T900 VISITOR CHAIR WITH INTEGRAL CHROME FRAME</b>          UPHOLSTERY:          BACKREST: WW 1811/04 (STRIPED).          SEAT: WW 471/02 (PLAIN BROWN)</p>		01	R	R
4	<p><b>A. OPEN PLAN OFFICE WASTE BIN</b>          FINISH: ROUND TAPER WASTE BIN - BLACK          240mm(W) x 300mm(H)</p>		01	R	R




	<p><b>B.</b> OPEN PLAN OFFICE 3 TIER PAPER TRAY FINISH: BLACK</p>		<p><b>01</b></p>	<p><b>R</b></p>	<p><b>R</b></p>
--	---	--	------------------	-----------------	-----------------

<p>5</p>	<p><b>A.</b> FLOOR BASED DOUBLE SIDED RETICULATED SCREEN – 1600mm(H) X 800mm (W). FABIC PANEL TO HEIGHT OF 1200mm WITH GLASS PANEL 400mm HIGH ABOVE FABRIC PANEL          PANEL TO ALLOW FOR CABLES TO THREAD THROUGH SCREEN          RETICULATION UNDER DESK TOP, NOT FLOOR LEVEL IN LINE WITH THE CABLE MANAGEMENT TRAY UNDER THE DESK TOP          UPHOLSTERED IN WW STRATA: 471-02          SCREEN LEGS X 2 PER SCREEN</p> <p><b>B.</b> 6mm MDF BOARD (2 x 3mm PANELS)          FOAM THICKNESS: 5mm          COMPLETE SCREEN THICKNESS: 50 – 80mm DEPENDING ON MANUFACTURER          SINGLE EXTRUDED ALUMINIUM FRAME          FRAME DEPTH: 38mm          TOP COVER STRIP: BLACK PVC          BLACK ABS PLASTIC COVERING SCREEN TO SCREEN CONNECTION POINT</p>	 <p>RETICULATION: FULLY INTEGRATED BUILT-IN SYSTEM IN SCREEN.</p> <p>THIS SYSTEM MUST BE EQUIPPED WITH SOLID SEPERATION BRACKET (SHELF) LOCATEDINSIDE THE RETICULATION SYSTEM SEPERATING POWER CABLING FROM IT CABLING.</p>	<p>01</p>	<p>R</p>	<p>R</p>
<p>6</p>	<p><b>A.</b> FLOOR BASED NON-RETICULATED SCREEN – 1600mm(H) X 800mm (W). FABIC PANEL TO HEIGHT OF 1200mm WITH GLASS PANEL 400mm HIGH ABOVE FABRIC PANEL          UPHOLSTERED IN WW STRATA: 471-02</p> <p><b>B.</b> 6mm MDF BOARD (2 x 3mm PANELS)          FOAM THICKNESS: 5mm          COMPLETE SCREEN THICKNESS: 50 – 80mm DEPENDING ON MANUFACTURER          SINGLE EXTRUDED ALUMINIUM FRAME          FRAME DEPTH: 38mm          TOP COVER STRIP: BLACK PVC          BLACK ABS PLASTIC COVERING SCREEN TO SCREEN</p>		<p>01</p>	<p>R</p>	<p>R</p>

	CONNECTION POINT				
7	<p><b>A.</b> FLOOR BASED NON-RETICULATED SCREEN – 1600mm(H) X 600mm (W). FABRIC PANEL TO HEIGHT OF 1200mm WITH GLASS PANEL 400mm HIGH ABOVE FABRIC PANEL UPHOLSTERED IN WW STRATA: 471-02 SCREEN LEGS X 2 PER SCREEN</p>			01	R R
8	<p><b>A.</b> WALKIN CENTRE 65" UHD WALL-MOUNTED TV FINISH: BLACK FRAME</p>			01	R R
9	<p><b>A.</b> EXECUTIVE PA WASTE BIN FINISH: BLACK POWDER COATED TRI PUNCHED 240mm(W) x 300mm(H)</p>			01	R R



	<p><b>B. EXECUTIVE PA PAPER CUBER HOLDER</b> FINISH: BLACK POWDER COATED TRI PUNCHED</p>		01	R	R
	<p><b>C. EXECUTIVE PA PENCIL CUP</b> FINISH: BLACK POWDER COATED TRI PUNCHED</p>		01	R	R


<p><b>10</b></p>	<p><b>AIRPORT BENCHES</b>  <b>2-SEAT AIRPORT BENCH WITH REINFORCED POLYPROPYLENE ON BACK AND SEAT</b></p> <p>Suitable for public seating and reception areas</p> <ul style="list-style-type: none"> <li>• Designed for high volumes</li> <li>• Low maintenance and cleaning</li> <li>• Seat &amp; back: coated comfortable durable plastic.</li> <li>• Beam: High intensity Six-angle metal tube with superior load bearing capacity and stability.</li> <li>• Legs and arm rest- aluminium</li> </ul> <p>Benches should have been strength tested for safety and safety  Colours: Orange, beige, green</p>		<p><b>01</b></p>	<p><b>R</b></p>	<p><b>R</b></p>
<p><b>11</b></p>	<p><b>3-SEAT AIRPORT BENCH WITH REINFORCED POLYPROPYLENE ON BACK AND SEAT</b></p> <p>Suitable for public seating and reception areas</p> <ul style="list-style-type: none"> <li>• Designed for high volumes</li> <li>• Low maintenance and cleaning</li> <li>• Seat &amp; back: coated comfortable durable plastic.</li> <li>• Beam: High intensity Six-angle metal tube with superior load bearing capacity and stability.</li> <li>• Legs and arm rest- aluminium</li> </ul> <p>Benches should have been strength tested for safety and safety  Colours: Orange, beige, green</p>		<p><b>01</b></p>	<p><b>R</b></p>	<p><b>R</b></p>
<p><b>12</b></p>	<p><b>A. LARGE WASTE BIN: STEEL, POWDER COATED IN SILVER WITH FUNNEL TOP, AND PLASTIC LINER – 340mm(D) X 600mm(H)</b></p>		<p><b>01</b></p>	<p><b>R</b></p>	<p><b>R</b></p>




**SUB-TOTAL (9. WALK-IN CENTRE AREA ) VAT EXCL R**



## 10. MAIN RECEPTION AND WAITING AREA:

MAHOGANY VENEER STAINED TO ALBANY CHOCOLATE BROWN  
 TOP THICKNESS THROUGHOUT: 32mm  
 LEGS AND VERTICAL PANELS:  
 FLAT EDGE

ITEM	DESCRIPTION	IMAGE	QTY	UNIT PRICE EXCL VAT	TOTAL
1	<p><b>A. RECEPTION COUNTER :</b></p> <p>DOUBLE WATERFALL WITH 2x MOBILE PEDESTALS                      MOBILE PEDESTAL WITH 1x PENCIL TRAY, 1x                      STANDARD DRAWER &amp; 1x DEEP DRAWER WITH                      WHITE FRONTS</p> <p>WATERFALL PANLE TO BE WALLNUT FININSH</p> <p>MINA COUNTER CARCAS TO BE WHITE MELAMINE</p> <p>2700mm(W) x 800mm(D) x 1200mm(H)</p>		01	R	R






2	<p><b>A.</b> MAIN RECEPTION DESK CHAIR FINISH: BROWN RIBBED BONDED LEATHER TYPE: CLASSIC VISITORS REPRO CHAIR</p> <p><b>B. FEATURES</b></p> <ul style="list-style-type: none"> <li>- TORTION TILT MECHANISM</li> <li>- STABILIZING BAR SWIVEL (360-DEGREE ROTATION), FULLY ADJUSTABLE HEIGHT AND KNEE TILT WITH TENSIONER KNOB.</li> <li>- HIGH QUALITY PYRAMID CHROME BASE WITH BLACK CAPPED COVERED NYLON WHEELS - SLIP RESISTANT ON MOST FLOORS AND CARPETS</li> <li>- CHROME ARMS WITH PROTECTIVE ARM SLEEVES WITH ZIP</li> </ul>		01	R	R
3	<p><b>A.</b> WASTE BINS: STEEL, POWDER COATED IN SILVER SQUARE PERFORATION 240mm(DIA) X 300mm(H)</p>		01	R	R
4	<p><b>A.</b> 3-TIER STEEL LETTERTRAY, POWDER COATED SILVER WITH SQUARE PERFORATION</p> <p><b>B.</b> PAPER CUBE HOLDER, POWDER COATED SILVER WITH SQUARE PERFORATION, SIZE 73mm X 73mm X 110mm (H)</p>		01	R	R








5	<p><b>B. LARGE WASTE BIN: STEEL, POWDER COATED IN SILVER WITH FUNNEL TOP, AND PLASTIC LINER – 340mm(D) X 600mm(H)</b></p>		01	R	R
---	---	---	----	---	---

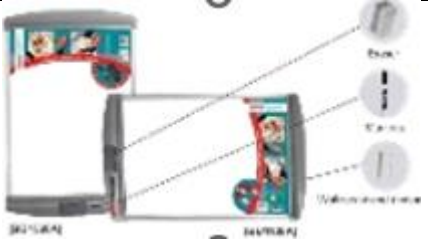
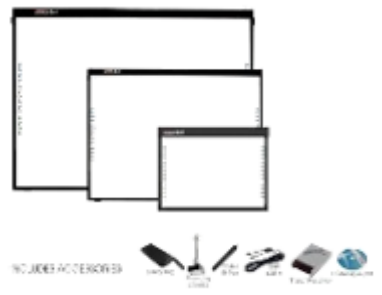


6	<p><b>B. WAITING AREA 65" UHD WALL-MOUNTED TV</b> FINISH: BLACK FRAME</p>		01	R	R
7	<p><b>A. SILVER FLOOR STANDING BROCHURE HOLDER</b> 485mm(W) x 422mm(D) x 1770mm(H)</p>		01	R	R
<b>SUB-TOTAL (10. MAIN RECEPTION AND WAITING AREA) VAT EXCL</b>				<b>R</b>	







## 11. ACCESSORIES

ITEM	DESCRIPTION	IMAGE	QTY	UNIT PRICE EXCL VAT	TOTAL
1	Double desk screen mount		01	R	R
2	Athena flush unit		01	R	R
3	Flip power unit		01	R	R
4	Power set unit		01	R	R
5	Desk tower unit		01	R	R

6	Cable spine		01	R	R
7	Snake cable		01	R	R
8	Metal CPU holder		01	R	R
9	Plastic CPU holder		01	R	R
10	Input power cable		01	R	R
11	Inter connecting cables		01	R	R
12	Non – magnetic boards 600 x 450mm		01	R	R

13					
	E – board Multi touch	 <p>INCLUDES ACCESSORY</p>	01	R	R
14	Interactive white board		01	R	R
15	Interactive touch panel		01	R	R

16	Glass whiteboard stainless mount		01	R	R
17	Easyrail flipchart		01	R	R
18	Revolving board		01	R	R
19	Year planner large		01	R	R
<b>SUB-TOTAL (11. ACCESSORIES ) VAT EXCL</b>			<b>R</b>		

SUB-TOTALS		R
1.	EXECUTIVE OFFICES (1-17)	
2.	WORKSTATIONS AND RECEPTIONS (1-13)	
3.	OPEN PLAN OFFICE DESKING SYSTEM (1-7)	
4.	RETICULATED SCREENING SYSTEMS (1-3)	
5.	MEETING ROOMS (1-16)	
6.	CHILL/DINING AREA- STAFF (1-9)	
7.	EXECUTIVE DINING (1-11)	
8.	HIGH DENSITY CABINET SYSTEM ((1-4)	
9.	WALK-IN CENTRE/ OPEN PLAN + SECURITY OFFICE (1-12)	
10.	MAIN RECEPTION AND WAITING AREA (1-7)	
11.	ACCESSORIES (1-19)	

12.	SATURDAY & SUNDAY SURCHARGE	
	SUB TOTAL	
	VAT TAX AT 15%	
GRAND TOTAL		

1. No other form of pricing template will be accepted. Failure to comply will result in the disqualification of the bid.

2. An incomplete pricing schedule (SBD 3.1) will also result in a disqualification.

Signed: \_\_\_\_\_

Date: \_\_\_\_\_